 Science made smarter

A full product range

made for your
every need



Interacoustics

Audiometry
~~~~~

**Tympanometry**  
~~~~~

ABR
~~~~~

**OAE**  
~~~~~

Hearing Aid Fitting
~~~~~

**Balance**  
~~~~~

Future-safe solutions based on knowledge

For more than 50 years, Interacoustics has helped the professional world reach new milestones in the field of hearing and balance assessment. Today, we continue to offer a complete product range for every need.

Leading solutions

As a leading provider of diagnostic solutions, we work diligently towards improving the everyday workflow and diagnostic possibilities for our customers. Our solutions are tested every day all over the world in real-life environments, where audiologists, ENTs, researchers and clinical personnel combine their knowledge and our equipment to positively change the lives of patients.

We are proud to be an active part in this work, and we develop every new product with this in mind.

Future-safe

The Interacoustics product range covers the entire field of hearing and balance assessment and is developed with a strong focus on ease of use, future-safe solutions and integration across platforms. These are key factors, because we realize the importance of diagnostic instruments and software that not only solve your task at hand, but also simplify your working procedures.

Now - and in the years to come.

Support

We support your changing challenges by offering a unique and dedicated setup that is truly devoted to your task at hand. When and where you need it.





OtoAccess® Database is a user-friendly solution for storage of audiological data and client information. Supports all Interacoustics products!

Audiometry



Equinox Evo

PC-based Clinical Audiometer

The Equinox Evo is a 2-channel clinical audiometer that moves beyond traditional hearing testing adding more than simple audiometry to the clinic or hospital. It contains the latest tests for pediatric audiometry and a large battery of advanced tests - such as the Audible Contrast Threshold (ACT™). With up to four speakers available with Free Field*, you can also perform advanced testing in the free field with ease.

Combine the Equinox Evo with the wireless Touch Keyboard for an effective solution that gives you all the benefits of a traditional, standalone audiometer and a PC-based audiometer.

The Touch Keyboard with ergonomic dials and dedicated test screens only shows what you need for each specific test. Everything is at your fingertips, allowing you to concentrate on your patient.

You can tailor the solution to your clinical needs and your patient population - from the young child that needs early identification to the elderly population in need of hearing aids to take part in life again.

- Built-in two-way communication system
- High-frequency audiometry (up to 20 kHz)
- Advanced speech assessment incl. speech in noise
- Tinnitus test modality
- Threshold Equalizing Noise (TEN)
- Masking Level Difference (MLD)
- Audible Contrast Threshold (ACT™)
- Up to four free field speakers for free field assessment (FF*)

Pediatric module

- Integrated VRA controls
- Automated VRA ticksheets
- Frequency-filtered sounds



Callisto™

AC440 Software

Callisto™ was designed with portability and ease-of-use in mind. Callisto™ provides all the necessary air, bone and masking features required for basic or advanced diagnostic and clinical use.

- Small and lightweight (565 g/1.25 lbs)
- USB powered from the PC
- Optional counseling features
- Customized travel bag
- High-frequency audiometry (up to 16 kHz)
- Flexible database storage with NOAH or OtoAccess® Database
- Audible Contrast Threshold (ACT™)



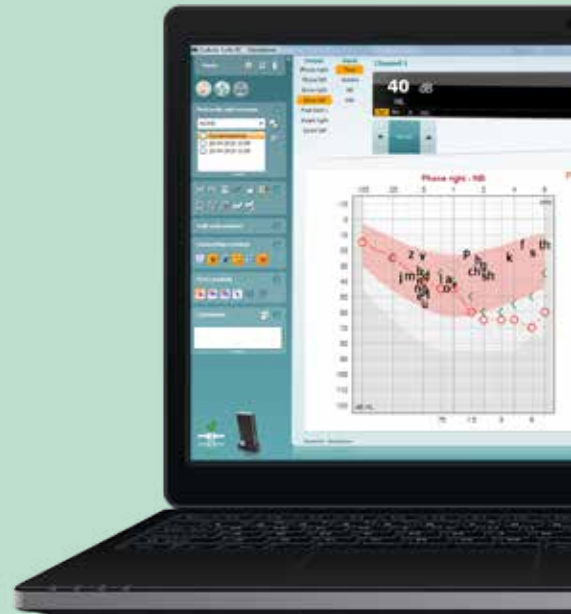
Affinity Compact

PC-based Audiometer

Affinity Compact is the perfect choice as a PC-based audiometer. The Affinity Suite provides a strong and flexible platform for your daily work.

With its compact, flexible and aesthetic design, you can tailor the Affinity Compact to your clinical flows and the desired visual appearance for your clinic.

- Ambient Noise measurement
- Audible Contrast Threshold (ACT™)
- High-frequency audiometry (up to 20 kHz)
- Fast and easy free field adjustment
- Automated audiometry
- Audiometer Keyboard (optional)
- Touch Keyboard (optional)



Audiometry

True
Hybrid



AD226

Diagnostic Audiometer

The high quality of AD226 makes it well-suited for stationary or portable applications where diagnostic testing of air and bone conduction thresholds are performed. The time-saving automatic test functions combined with the computer interface make AD226 ideal for modern healthcare environments.

- Well-suited for stationary and portable application
- PC integration for printing and storage
- Cost-effective solution for clinicians needing a well-featured audiometer
- NOAH compatible

True
Hybrid



AD629

Diagnostic Audiometer

AD629 is a hybrid diagnostic audiometer that features flexible reporting tools and database storage (NOAH, OtoAccess® Database, XML). AD629 presents a professional image whether in a clinic or on the road.

- 5.7" adjustable color display
- Internal storage for 500 patients/50,000 test sessions
- Direct printouts
- Integrated pre-recorded speech options
- High-frequency option (up to 20 kHz)
- A True Hybrid - operate AD629 directly from the PC, as a standalone audiometer or control the PC from the AD629 audiometer

True
Hybrid



AC40

Clinical Audiometer

AC40 is a full two-channel clinical audiometer that includes all the advanced features and functions needed by a modern clinic. It features pre-programmed and automated tests with a large LCD screen to make testing easier. AC40 comes standard with high-frequency audiometry, multi-frequency audiometry, MLD, a built-in free-field amplifier and more.

- Full clinical test battery with dedicated screen layouts
- Pre-programmed, user-defined or automated test sequences
- PC integration for printing and storage
- A True Hybrid - operate AC40 directly from the PC, as a standalone audiometer or control the PC from the AC40 audiometer
- Patient-counseling tools
- Direct HDMI output for external monitors



AD528

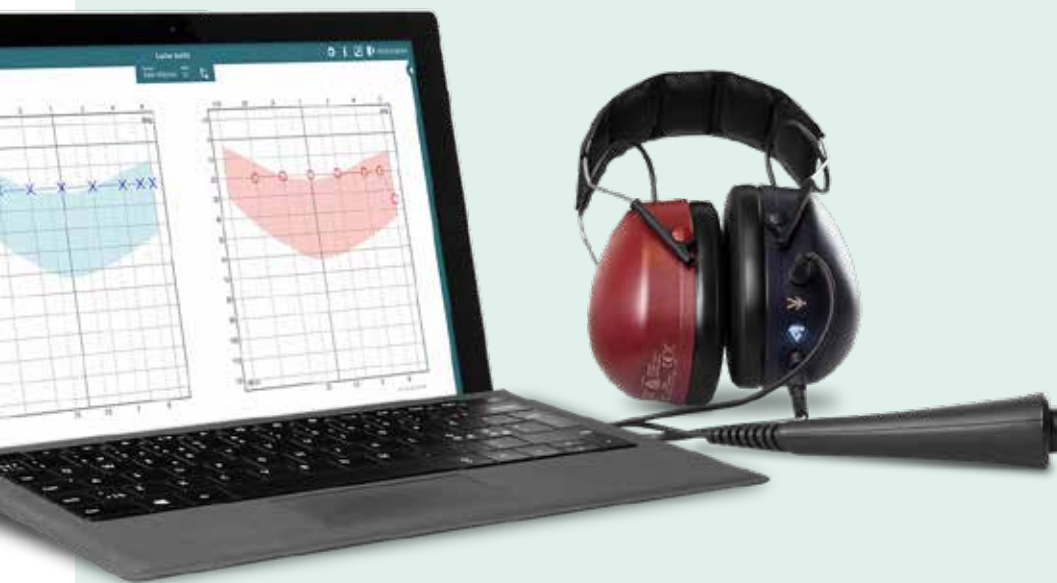
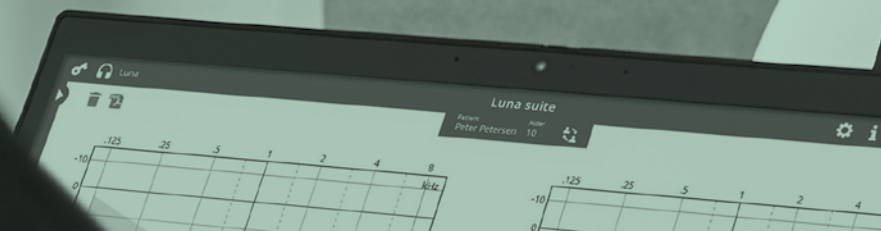
Diagnostic Audiometer

AD528 is an air, bone and speech audiometer with superior ergonomics. It is the perfect audiometer for any clinic, hospital or fitting shop looking for diagnostic power that can be scaled according to specific test needs.

- Starts in a few seconds. Makes it ideal for the busy clinic or the traveling clinician with many power ups during a day
- Easy to use. Few buttons ensure a short learning curve
- Fast masking on/off. Just turn the right wheel to turn masking on and off



Audiometry



Luna

USB Headset Audiometer

Luna is a USB headset audiometer for screening audiometry. With the calibration stored in the headset, randomized test protocols, and a weight of 0.5 kg, you can conduct hearing screening in a portable, fast and reliable way.

- Manual, automatic and automatic 20 dB hearing tests
- Type 4 audiometer in accordance with IEC60645-1
- XML integration, print or PDF for test result processing
- 125-8000 Hz
- Stimuli: Pure tone, warble and pulse



PA5

Pediatric Audiometer

PA5 is a free-field audiometer designed for use by trained health care professionals involved in testing young children. It features one-hand operation, silent presentation buttons and a variety of light and sound stimuli.

- One-hand operation
- Silent presentation switch
- White noise stimulus for improved sensitivity



AS608

Screening Audiometer

The portable AS608 is ideal for use in schools, industrial settings, primary medical practices, and other areas where quick hearing screening is required. It is easy to use and offers calibrated pure tone and warble tone stimuli. AS608e (extended license) includes the automated Hughson-Westlake pure tone threshold test and PC integration via USB using the Diagnostic Suite software, which allows for transfer of audiometric data to the PC.

- Portable (total weight is less than 1.6 kg/3.5 lbs)
- Simple operation and inexpensive
- AS608e: PC integration and auto test



VRA Screen

Visual Reinforcement Audiometry

VRA Screen is a digital VRA device. You present the visual reward via 1-3 screens, depending on your setup. You can choose between default static or moving images in color or contrast, default animal animations with sound, or custom rewards using the Playlist Creator.



VRA Pure

Visual Reinforcement Audiometry

VRA Pure is a software-only version of VRA Screen. This includes the default playlists known from VRA Screen and with a software that makes it possible to operate the VRA system directly from your own PC.

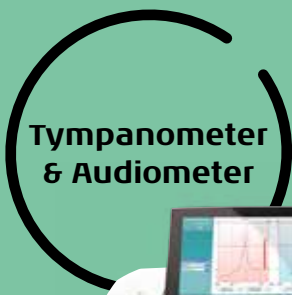


VRA201

Visual Reinforcement Audiometry

VRA201 is an analog VRA tool and is a supplement to traditional behavioral audiometry. VRA201 is a valuable accessory for your audiometry setup and will make hearing testing more fun for your pediatric patients.

Tympanometry



Tympanometer
& Audiometer



AA222

Tympanometer & Audiometer

AA222 is the most comprehensive combination of a diagnostic and clinical middle ear analyzer and diagnostic audiometer available. This makes AA222 the obvious choice for the new clinic, the clinic with limited desk space, and for the mobile clinic.

- 10" adjustable display and HDMI output
- Air, bone & speech audiometry
- Tympanometry, ipsi/contra reflexes and reflex decay
- Direct printing to PC printers
- User-defined protocols

AT235

Diagnostic Impedance

AT235 is an automatic middle ear analyzer ideal for diagnostic and screening evaluations. AT235 includes standard tympanometry, the Eustachian Tube Function test, Ipsilateral and contralateral acoustic reflex and reflex decay and air conduction audiometry.

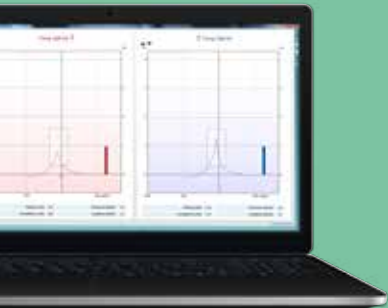
- 10" adjustable color display
- +400 daPa to -600 daPa
- Includes either a diagnostic or a clinical probe system - both with probe status LED
- Direct printing to PC printers
- User-defined protocols
- HDMI output
- Child distraction function
- Display text in 15 different languages

MT10 Handheld

Tympanometer

MT10 is built to quickly and effectively meet screening requirements. For example, otitis media, a major cause of temporary or permanent hearing impairment in children, can easily and quickly be detected with MT10. The results can be documented with the infrared printer or can be sent to the Diagnostic Suite and OtoAccess® Database on your PC.

- -400 to +200 daPa
- Memory for 30 patients
- Fast and reliable testing
- Easy menu structure
- Ipsilateral reflexes (optional)





Titan

Impedance Screener

Titan is a fast and reliable screener that offers tympanometry and reflex measurements. The intuitive navigation of Titan offers an easy workflow and as soon as a seal is detected, the measurement will start.

A unique and robust pump design ensures quality test results and the ergonomic design makes it easy to handle. With a weight of only 360 grams, a storage capability of 250 patients, and 3.5 hours continuous test time on a single charge, Titan can easily be carried around. Titan offers options such as high-frequency probe tones, PC control with the Titan Suite software and storage of data in OtoAccess® Database.

- High-speed and high-precision measurements
- Memory for 250 patients

||

Titan is available with Wideband Tympanometry, a new dimension in differential diagnostics.

With WBT, the 226 Hz probe tone is replaced by a broadband click measuring frequencies from 226 Hz to 8000 Hz. WBT delivers standard tympanometry across the entire frequency bandwidth in a single sweep and absorbance measures that enhance the differential diagnostic process.

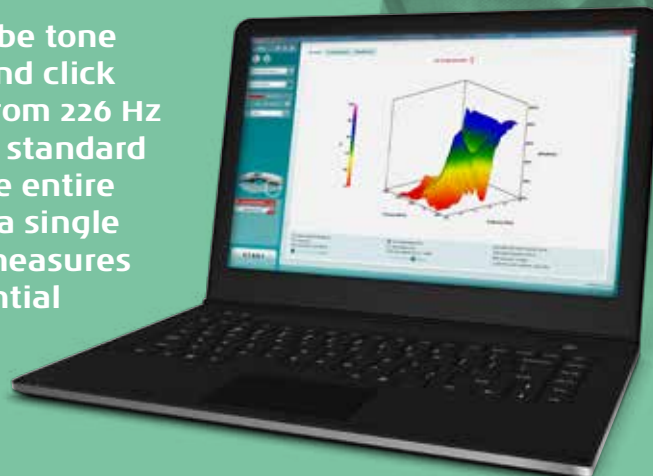
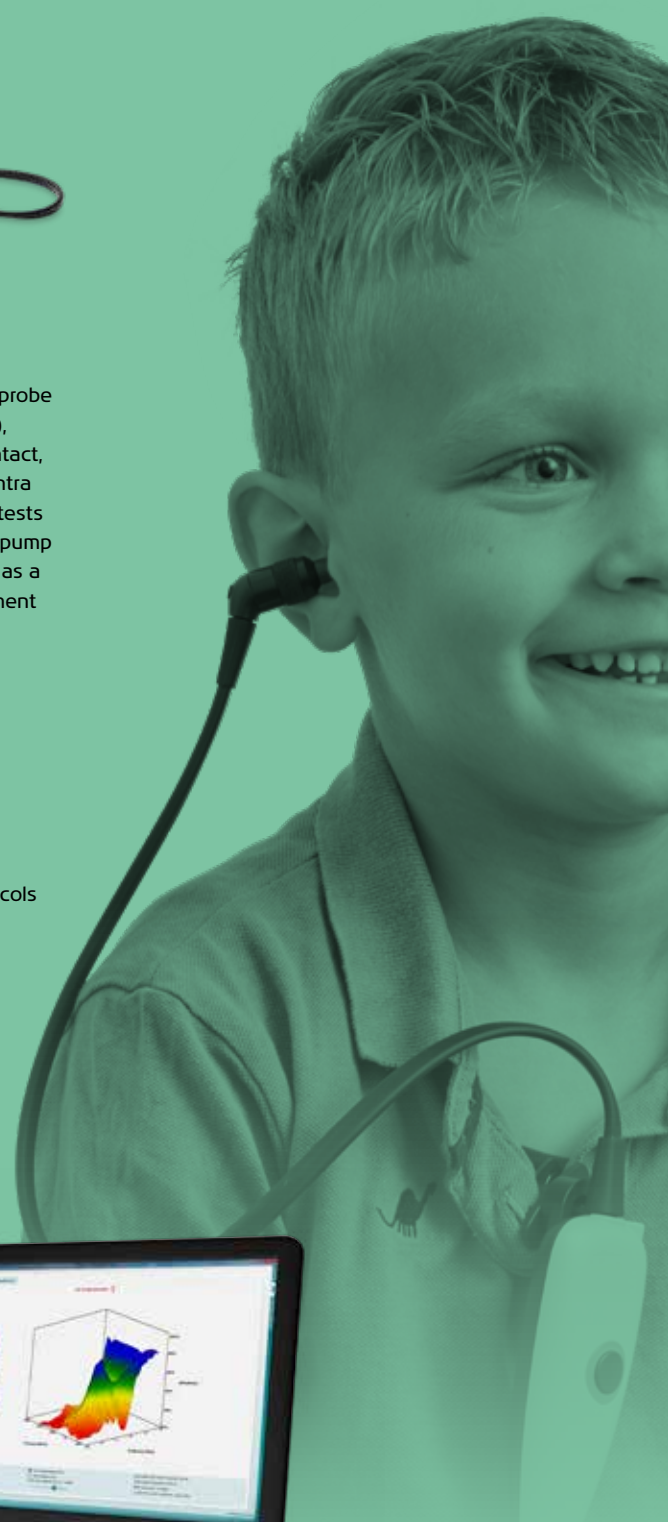


Titan

Middle Ear Analyzer

Titan offers a full clinical level of middle ear analysis with multiple probe tones (226, 678, 800 and 1000 Hz), multiple Eustachian Tube tests (intact, perforated and patulous), ipsi/contra reflex testing, decay and latency tests as well as automatic and manual pump control. It can be operated either as a handheld or PC-controlled instrument with the ability to print to a small thermal printer or to a connected PC printer.

- A fully diagnostic and clinical impedance solution
- Handheld or PC controlled
- High-speed and high-precision measurements
- Flexible and customizable protocols and reports
- Memory for 250 patients
- Revolutionary Wideband Tympanometry (optional)



Balance



VisualEyes™ 505

Video Frenzel

VisualEyes™ 505 is a Video Frenzel system unlike most. You can access a substantial amount of clinical data with VisualEyes™ 505. It includes Spontaneous Nystagmus in the test battery, which utilizes a nystagmus detection algorithm, offering you great support when diagnosing vestibular disorders. To further your functional assessments and BPPV tests, you have the option to add the Advanced Dix-Hallpike, Lateral Head Roll and Dynamic Visual Acuity tests.

- Spontaneous Nystagmus detection algorithm
- Built-in fixation light
- High-end USB camera system
- OtoAccess® integration
- Optional VORTEQ™ Assessments add-on
- Can be upgraded to VisualEyes™ 515/525



VisualEyes™ 515

Vestibular Analysis

If you do not require an advanced oculomotor test battery, VisualEyes™ 515 is the way to go. It offers a user-friendly interface that is easy to learn. The ability to combine VisualEyes™ 515 with the Air Fx and Aqua Stim caloric irrigators, and with the Orion rotary chairs, provides you with additional means of assessing vestibular function, and can further your pediatric vestibular testing.



VisualEyes™ 525

Vestibular and Oculomotor Analysis

VisualEyes™ 525 is our full-range VNG system, which offers balance centers, vestibular audiologists and neurologists the opportunity to quantify the functionality of the peripheral vestibular system and the central vestibular pathways. You can choose between various tracking algorithms that allow you to track all patients' eyes to obtain more reliable test results. Saccadometry, torsional eye tracking and optional functional VOR testing will help you to obtain an even more detailed understanding of your patients' vestibular disorders.

- Advanced oculomotor testing
- Ocular Counter Roll with torsional eye tracking
- Saccadometry
- Optional VORTEQ™ Diagnostics and Assessments add-ons
- Optional EyeSeeCam vHIT add-on.






Orion Auto-Traverse and Comprehensive Enclosed Rotary Chairs

The Auto-Traverse and Comprehensive chairs are state-of-the-art enclosed rotary chairs, engineered to deliver precisely controlled stimuli and superior data analysis of the VOR.

- Built-in laser fixation target and optokinetic drum
- Static SVV with Comprehensive chair
- Static and dynamic SVV with Auto-Traverse chair
- Full-field optokinetics when combined with VisualEyes™ 525
- Pediatric add-on package
- EOG add-on option



Orion Reclining Reclining Rotary Chair

Reclining Rotary Chair

The Reclining chair is a unique and space-saving solution that is designed with the practitioner in mind. With no booth enclosure, the chair can be reclined to varying positions, allowing the clinician to perform the entire VNG test battery from the rotary chair, with no need to move the patient to another exam table or separate room.

- Multiple goggle options
- USB high-speed infrared cameras
- Multiple pupil tracking options
- Uses the VisualEyes™ software
- Recline angles for caloric and positional assessments



Balance



VORTEQ™

Diagnostics Bundle

This bundle can be added to VisualEyes™ 525 and includes Active Head Rotation (AHR) and VORTEQ™ vHIT.

- VORTEQ™ Active Head Rotation (AHR) allows you to assess gain, phase, and symmetry of the VOR at faster head speeds.
- VORTEQ™ vHIT allows you to use your existing VNG goggles to perform a binocular head impulse test.

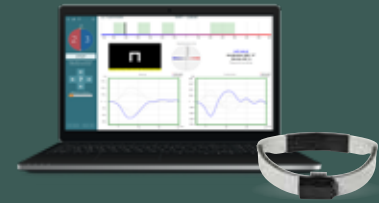


VORTEQ™

Assessments Bundle

This bundle can be added on to VisualEyes™ 505, 515 or 525, and includes BPPV tests (Advanced Dix-Hallpike and Lateral Head Roll) and functional VOR tests (Dynamic Visual Acuity [DVA], Gaze Stabilization Test [GST], and Functional Vision Head Impulse Test [fvHIT™]).

- 3D head model in the software to guide you through the Advanced Dix-Hallpike and Lateral Head Roll tests.
- Torsional eye tracking to quantify BPPV.
- Separate headband for performing DVA, GST and fvHIT™ with minimal slippage while allowing use of corrective lenses.



VORTEQ™

Functional Assessments Bundle

Using the VisualEyes™ software, this standalone bundle only requires the VORTEQ™ IMU sensor attached to a headband. With the Functional Assessments bundle, you can perform the following functional VOR tests:

- DVA
- GST
- fvHIT™




Caloric Irrigators

Air Fx and Aqua Stim

For caloric testing, you can choose between the Air Fx and Aqua Stim caloric irrigators, using air and water respectively to perform cool and warm irrigations. You can use them as a standalone device or control them from the VisualEyes™ software.



Balance



VisualEyes™ EyeSeeCam

Video Head Impulse Test (vHIT)

EyeSeeCam vHIT provides quick and objective measurements of the vestibular-ocular reflex (VOR). The results allow the healthcare professional to efficiently assess the "dizzy" patient and evaluate if the dizziness is related to a vestibular disorder.

- Comprehensive - assess VOR function of all six semicircular canals with confidence
- Easy - guides and 3D head models are provided to help you generate accurate head impulses
- Reliable - extremely lightweight, superior goggle design with camera

stabilizers to reduce slippage

- Flexible - can test the left or right eye
- Accurate - measures instantaneous gain, median gain and velocity regression
- Comprehensive - displays overt and covert saccades, gain and 3D graphics
- Saccade editor and numerical data. Display and edit overt and covert saccade numerical data
- Built in SHIMP protocol (Suppression Head Impulse Test)
- Suggested threshold table. An upper and lower suggested limit can be manually entered



TRV Chair

BPPV Diagnosis and Treatment

State of the art chair for diagnosing and treating Benign Paroxysmal Positional Vertigo (BPPV) - the single most common cause of acute and episodic vertigo. By combining the chair with the video-enabled goggles, the clinician can monitor the patient's eyes for positionally-induced nystagmus.

In addition to the standard BPPV manoeuvres (such as Epley or Semont), the chair offers unique new manoeuvres (dynamic manoeuvres) to effectively treat all types of BPPV in any of the six canals.

- Safe handling of all patients, also elderly and disabled
- Stimulation in the exact plane of each semicircular canal
- Pre-set movements and positions



Rehabilitate balance disorders with the Virtualis solutions, which are a part of the Interacoustics balance portfolio.

Balance



PhysioVR

Functional rehabilitation

PhysioVR offers assessment and training modules for a wide array of rehabilitation needs, including vestibular, balance, orthopedic, neurologic, and sports medicine. PhysioVR's engaging VR software motivates and monitors patient progression, transforming functional rehabilitation into an interactive and motivating adventure.



BalanceVR

Vestibular rehabilitation

BalanceVR is specifically designed for assessing and training balance, including vestibular disorders. Essential vestibular assessment modules include Cervical Range of Motion and Subjective Visual Vertical to objectively assess patient function and monitor progress during therapy sessions. Progressive training modules, such as optokinetics, target tracking, and CrowdVR, provide efficient and motivating training.



StaticVR

Static force plates

Rehabilitate with the objective balance control data provided by StaticVR, which offers a variety of functional balance assessments and training modules. The objective balance control data is delivered in real-time by the two independent force plates.



MotionVR

CDP and dynamic training

MotionVR is designed to offer patients a motivating and engaging experience that simulates real-life activities, enhancing their rehabilitation journey.

MotionVR's Computerized Dynamic Posturography (CDP) combines immersive VR with a dynamic, 360-degree force plate to assess the entire balance system and train adaptation, substitution, and habituation strategies.

You can customize training sessions with simulated real-life surfaces and instant force plate adjustments to optimize intensity progression.

By using real-time objective feedback, you can safely push patients to their limits and maximize the efficiency of each session in clinic.



ABR/ OAE



CE-Chirp® Stimulus Family

Stimuli that compensate for the cochlear travel time. The result is a response amplitude up to twice the size compared to a standard click.



EP15

Diagnostic ABR

EP15 offers traditional ABR used for both threshold assessment and neurological diagnosis. With a full set of built-in tests and valuable features to monitor waveform quality, residual noise and perform more effective averaging, EP15 greatly enhances user confidence.

- 15 and 30 ms response window
- Early latency tests (ABR, Rate Study, eABR)
- Fmp and Residual Noise Calculator
- CE-Chirp® and NB CE-Chirp® LS stimulus family (optional)
- CM/ECoChG testing (optional)

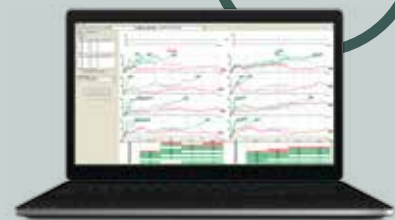


EP25

Full Clinical ABR

EP25 is designed for full clinical AEP - including early, middle and late latency responses and special procedures. All EP15 features are included plus the CE-Chirp® and NB CE-Chirp® LS stimuli allowing for markedly reduced test times for threshold ABRs.

- 900 ms response window
- Early, middle and late latency testing
- ECoChG Area Ratio calculation by John Ferraro



Eclipse ASSR

2nd generation

Our 2nd generation ASSR provides fast and accurate threshold estimates using multiple-frequency ASSR technology (four frequencies per ear). Ideal for threshold assessment in children and other patients where behavioural audiometry is impractical.

- NB CE-Chirp® stimuli
- The accurate estimated audiogram can be saved directly to NOAH
- Powerful detection engine utilizing phase, amplitude and harmonics



Eclipse TEOAE

Screening & Clinical

The TEOAE uses linear or non-linear broadband clicks to evoke otoacoustic emissions. The extensive range of clinical options provide a full clinical evaluation of TEOAEs. Available frequency range is 500-5500 Hz.

- Automated screening OAE
- Detailed diagnostic OAE
- User-friendly interface



Eclipse DPOAE

Screening & Clinical

The DPOAE module produces detailed DP Grams with protocols designed by the users for their preferences or requirements. Confidence in the OAE measurements is ensured via DPOAE reliability criteria. Available frequency range is 500-10000 Hz.

- Automated screening OAE
- Detailed diagnostic OAE
- User-friendly interface

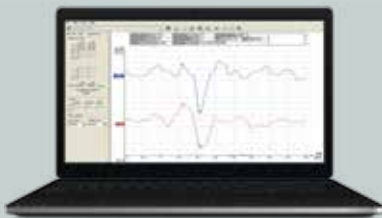


Eclipse ABRIS

Newborn Screening

ABRIS is a fast screening software that is primarily used for newborns, but can be used for all age groups. It returns a simple pass/refer result, requires minimal tester training and is automatic and objective.

- Pass/refer (pass is typically obtained after 20 sec.)
- Algorithmic Sensitivity 99.9%
- Specificity >96%



Eclipse VEMP

Vestibular Investigation

The Eclipse VEMP test measures and analyzes the vestibular evoked myogenic potential generated by a loud stimulus.

- cVEMP and oVEMP
- Internal or external Patient Monitor for SCM contraction target (EMG monitoring)
- EMG scaling
- Amplitude ratio calculation



Aided Cortical

Hearing device validation

The Aided Cortical module offers an objective method to validate the benefit of a fitted hearing aid or cochlear implant in patients who cannot subjectively respond to a hearing test.

- ManU-IRU stimuli developed by the Interacoustics Research Unit and Manchester University
- Objective Fmpi™ response detector
- Quick sound environment checks with the Sound Field Analysis feature



Eclipse

A complete solution

When coupled with a PC, the system includes capabilities for measuring all facets of auditory evoked potentials and otoacoustic emissions. Data is managed through a single database with reports in print or EMR formats. Users build their own system choosing only the modules they need with the ability to add more capabilities as their needs change.

- One platform for all tests
- Modular and future safe
- CE-Chirp® LS Stimulus Family



ABR/OAE

Titan

Portable ABR/OAE, Impedance & WBT

The Titan platform is the ultimate solution for Newborn Hearing Screening or for diagnostic follow-up. The modular unit can be configured to perform automated ABR*, DPOAE, TEOAE, tympanometry and Wideband Tympanometry making it possible to test the entire auditory pathway. The ergonomic Titan is a True Hybrid offering fully customizable protocols, test screens and patient reports.

Together with the ground-breaking CE-Chirp® stimulus, weighted averaging, automatic or manual DPOAE/TEOAE and WBT testing capabilities, Titan is the first and only of its kind.

- Intuitive operation
- Handheld or PC controlled
- Patient upload and session download
- Fully customizable protocols
- Common probe for all tests



*Not available in all markets



Sera™
Handheld OAE & automated ABR screener

With a powerful combination of OAE and automated ABR screening, Sera™ offers the opportunity to easily and quickly detect a potential hearing loss in newborns, making it the perfect choice for any hearing screening program.

- Efficient and fast newborn hearing screening
- Intuitive workflow
- Large touch screen
- Optimized for noisy environments
- Binaural automated ABR screening
- Unique CE-Chirp® stimulus reduces test time
- Wireless printing
- HearSIM™ screening database with HiTrack compatibility
- SnapPROBE™ - dedicated infant probe



OtoRead™
Portable OAE

OtoRead™ combines fast and comprehensive DPOAE and TEOAE testing of newborn babies, children and adults in a handheld device that is easy to use. Testing only takes a few seconds and is supported by easy result interpretation and data management.

- Ergonomic design shaped for one-hand operation
- Color display for easy navigation and result interpretation
- Small, lightweight probe for small ears
- DPOAE testing up to 12 kHz
- Available in 6 versions for screening and/or diagnostics
- Pre-defined or customizable test protocols
- Wireless printing and data transfer



Lyra
Clinical OAE

Lyra is a PC-based device dedicated for clinical OAE measurements. The fast and reliable DPOAE and TEOAE measurements reduce your test time and give you more time for the patient.

- Perfect for children and adults
- IA OAE Suite software
- Functionalities for comprehensive clinical OAE - incl. ototoxic monitoring
- Frequency range for TEOAE is 500 Hz to 5.5 kHz
- Frequency range for DPOAE is 500 Hz to 10 kHz

Hearing Aid Fitting



Affinity Compact

Compact and modular hearing aid fitting solution

Affinity Compact represents a new peak in hearing aid fitting – both technologically and aesthetically.

Affinity Compact combines the fast, user-friendly and well-tested Affinity Suite with a compact and modular design.

- Business-friendly modularity
- Customer-centric design
- Objective probe tube placement
- Wide range of placement options
- Hearing instrument testing
- Real-ear measurement
- Visible speech mapping
- Audiometry
- Audiometer Keyboard (optional)



Callisto™

Redefining Portability

Callisto™ is a portable PC-based system that can include both a diagnostic audiometer and a module for real-ear measurement (including visible speech mapping). Callisto™ is compatible with the Affinity^{2.0}/Equinox^{2.0} Suite, meaning it is perfectly suited as a supplementary piece of equipment for clinics that already have an Affinity^{2.0} or Equinox^{2.0}.

- Small and lightweight (565 g/1.25 lbs)
- USB powered from the PC
- Optional counseling features
- Customized travel bag





TBS10

Test Box

TBS10 is a passive test box for Callisto™.

- Small footprint
- Robust performance
- Coupler-based hearing aid fitting (RECD inside TBS10 test box)



TBS25

Test Chamber

TBS25 is a dedicated test chamber with high-quality reproduction and signal performance. It offers a compact solution in situations where maximum attenuation is critical and space considerations are relevant. It can be used with the Equinox^{2.0} and Affinity^{2.0} systems for hearing aid testing and with a variety of proprietary and non-standard equipment.

- Very high noise rejection
- Testing of non-linear hearing aids
- Testing of directional microphones



Viot™

Video Otoscope

Viot™ makes it easy to take a snapshot of your client's ear. Save it together with your client's data file for later use or send it to an ENT doctor for follow-up treatment.

- Ergonomic design
- Auto white balancing
- One-button control
- 90° angle view
- Operate through the Viot™ Suite or directly from the Affinity^{2.0}/Equinox^{2.0}, and Callisto™ Suites
- Compatible with Windows® 10
- Full integration with NOAH and OtoAccess® Database



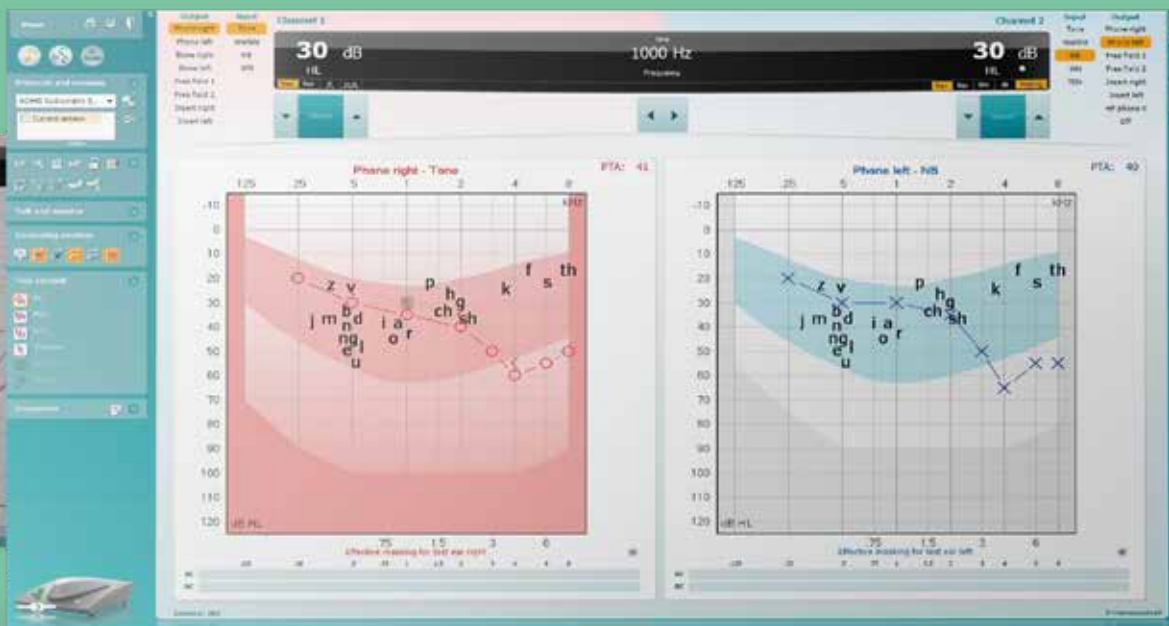
**Affinity
Compact,
Affinity^{2.0}
& Callisto™**



Real-Ear Measurement Module

The real-ear measurement module (REM440) is an essential verification tool that ensures precise hearing aid fitting.

- Customizable workflow
- On-top mode
- Open fit capability
- Design your own printouts and reports
- RECD and coupler verification
- DSLV5 and NAL-NL2 prescription targets
- Visible speech mapping (optional)
- Binaural REM
- Compatible with AutoFit, REMfit and EXPRESSfit
- FM Verification



Affinity Compact, Affinity^{2.0} & Callisto™

Affinity Compact, Affinity^{2.0} & Callisto™

Affinity Compact, Affinity^{2.0} & Callisto™



Visible Speech Mapping Module

Visible speech mapping combines counseling with real-ear measurement and helps to visually explain the features, benefits and performance of hearing aids. The screen layout offers useful counseling tools during the verification step. Included in the module for visible speech mapping:

- Unaided vs. aided
- Normal hearing thresholds, for reference
- Sound examples
- Live voice or calibrated speech stimuli
- Screen overlays with sound and speech examples
- Binaural view to demonstrate binaural benefit
- Speech Intelligibility Index

Audiometry Module

The audiometry module (AC440) offers advanced diagnostic testing in a simple and user-friendly layout. On top of standard air, bone and speech audiometry, the AC440 module offers a wide variety of tests, making it ideal for any active audiology practice. AC440 includes:

- Air, bone and speech audiometry
- Customizable printouts and reports
- Customizable user setup
- QuickSIN™ and TEN test (optional)
- Multiple built-in word lists
- Customizable counseling overlays

Hearing Instrument Testing Module

The hearing instrument testing module allows for technical verification of all types of hearing instruments. Create your own tests or choose from the existing standard protocols.

- Built-in ANSI and IEC standards
- Customizable test sequences
- Telecoil testing (Only Affinity^{2.0})
- Design your own printouts and reports



Perform technical measurements of bone anchored hearing solutions with the optional SKS10 Skull Simulator for the Affinity^{2.0}.

Science made smarter

Interacoustics is more than state-of-the-art solutions

Our mission is clear. We want to lead the way in audiology and balance by translating complexity into clarity:

- Challenges made into clear solutions
- Knowledge made practical
- Invisible medical conditions made tangible and treatable

Our advanced technology and sophisticated solutions ease the lives of healthcare professionals.

We will continue to set the standard for an entire industry. Not for the sake of science. But for the sake of enabling professionals to provide excellent treatment for their millions of patients across the globe.

Interacoustics.com

Interacoustics A/S

Audiometer Allé 1
5500 Middelfart
Denmark

+45 6371 3555
info@interacoustics.com

interacoustics.com

Go online to
explore our
full product
range




Interacoustics

Audiometry
~~~~~

Tympanometry  
~~~~~

ABR
~~~~~

OAE  
~~~~~

Hearing Aid Fitting
~~~~~

Balance  
~~~~~