

Science **made** smarter

# EyeSeeCam

Video Head Impulse Test (vHIT)  
**made easy**



  
**Interacoustics**

Audiometry

Tympanometry

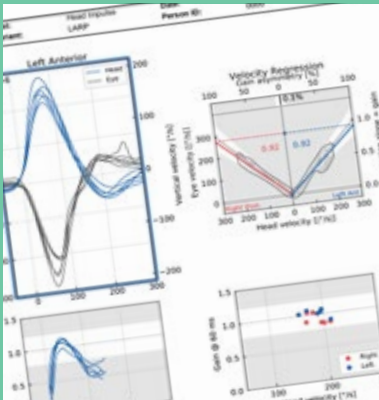
ABR

OAE

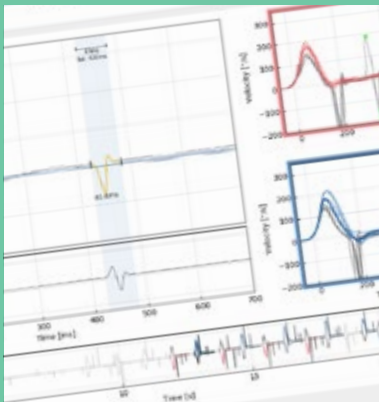
Hearing Aid Fitting

**Balance**  


# vHIT from Interacoustics



Vertical Tracings LARP with Normal Gain



Saccade editor



3D ear model for accuracy and guidance.

The EyeSeeCam vHIT provides quick and objective measurements of the vestibular ocular reflex (VOR). The results allow the healthcare professional to efficiently assess the "dizzy" patient and evaluate if the dizziness is related to a vestibular disorder.

### What does vHIT measure?

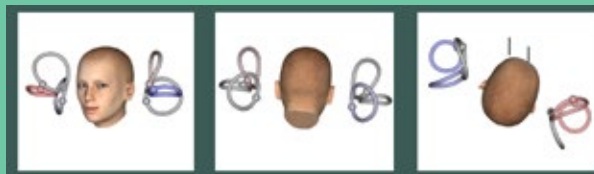
The vHIT is a measure of the patient's vestibulo-ocular reflex (VOR) in response to head movement. A patient with a healthy vestibular system should be able to keep his eyes focused on a stationary target, even if the head is in motion. This is the purpose of the VOR. In patients with vestibular dysfunction, when the head moves, the eyes will move with the head, requiring a corrective movement back to the target (known as a "catch-up saccade"). EyeSeeCam vHIT captures this abnormal eye movement, displays the head and eye movements simultaneously in real-time, analyzes the data and then provides a simple graphical presentation of the results. EyeSeeCam can be used to measure and display graphical presentation of head versus eye movement for all six semicircular canals (RALP, LARP, Laterals). This information is used to determine further recommendations for the care of the patient.

### 3D Ear Models

The reliable and precise 3D head model with anatomically correct semicircular canals provides accuracy and guidance when performing the head impulses. The 3D model works together with the inertial measurement unit in the camera.

### Data Analysis

Before data collection you can prepare the patient and monitor real-time eye movements. During data collection you receive real-time data analysis. After data collection, you can see the measurements for instantaneous gain at different time intervals, as well as velocity regression averages. You can display and edit all the "catch up" saccade data in simple, easy to read tables with numeric values that can be directly exported to excel spreadsheets. Spontaneous nystagmus SPV values are given. The EyeSeeSix provides comprehensive overview of all 6 canals tested.



3D ear model for accuracy and guidance.

### EyeSeeCam Key Features

- Comprehensive - assess presence of spontaneous nystagmus and VOR function of all six semicircular canals with confidence
- Easy - guides and 3D head models are provided to help the clinician generate accurate head impulses
- Reliable - extremely lightweight, superior goggle design with camera stabilizers to reduce slippage
- Flexible - can test the left or right eye
- Accurate - measures instantaneous gain and velocity regression
- Saccade editor and numerical data display and edit overt and covert saccade numerical data
- Built in SHIMP protocol (Suppression Head Impulse Test)
- Suggested threshold table. An upper and lower suggested limit can be manually entered
- Capability to record and playback videos

### The goggle

The EyeSeeCam goggle has been designed specifically with the Head Impulse Test in mind. Its lightweight, non-slip design helps minimize errors caused by goggle slippage, and the ability to perform tests on both left and right eye offers maximum flexibility.

- A superior design concept, the industry-leading lightweight head impulse test goggle.
- USB interface to the computer. No other hardware required.
- Built-in inertial measurement unit (IMU) for accurate assessment of head movements in all planes.
- Built-in laser calibration lights for fast and simple calibration, anywhere.
- Interchangeable ball and socket cameras for testing either eye.
- High speed camera for superior eye tracking.
- Camera stabilizers for more stable image



Flexible  
- switchable  
camera allows for  
testing of right  
or left eye

# Science made smarter

## Interacoustics is more than state-of-the-art solutions

Our mission is clear. We want to lead the way in audiology and balance by translating complexity into clarity:

- Challenges made into clear solutions
- Knowledge made practical
- Invisible medical conditions made tangible and treatable

Our advanced technology and sophisticated solutions ease the lives of healthcare professionals.

We will continue to set the standard for an entire industry. Not for the sake of science. But for the sake of enabling professionals to provide excellent treatment for their millions of patients across the globe.

[Interacoustics.com](http://Interacoustics.com)

Interacoustics A/S

Audiometer Allé 1  
5500 Middelfart  
Denmark

+45 6371 3555  
[info@interacoustics.com](mailto:info@interacoustics.com)

[interacoustics.com](http://interacoustics.com)

Go online to  
explore our  
full product  
range

## Related products



**Eclipse VEMP**  
Vestibular investigation



**Virtual SVV**  
Subjective Visual Vertical



**VisualEyes 525**  
Complete VNG solution for  
balance assessment

### Product specifications

All technical and hardware specifications concerning all products can be downloaded from our website.



**Interacoustics**