



Science **made** smarter

Technical Release Note
ONLY for Distributors

AD528 Firmware 1.6



Interacoustics



| | |
|--------------|--|
| Title: | AD528 Firmware 1.6 Technical Release Note |
| Project: | AD528 Firmware 1.6 |
| Author: | Renskje K. Hietkamp – Clinical Product Manager Lillian Bjørn Nielsen – Senior Product Manager |
| Date issued: | June 2022 |

Table of Contents

| | |
|---|---|
| Introduction..... | 2 |
| New features on AD528..... | 2 |
| Binaural speech audiometry – now also for the Danish market | 2 |
| How to activate binaural presentation..... | 2 |
| Compatible software | 3 |
| How to update..... | 3 |
| Overview of improvements..... | 4 |



Introduction

Dear distributor and colleague,

Interacoustics is happy to announce the release of the new **AD528 Firmware 1.6**.

Please note that this update is only available for devices with firmware 1.5. Firmware versions up to 1.4 are not compatible with firmware 1.6.

This release note is only for you! Please do not forward it to end-users.



The aim of this technical release note is to provide you with the necessary details for the update process. This should ensure that you are able to assist and guide the user in the best possible way, reducing the risk of errors after the update.

New features on AD528

Binaural speech audiometry – now also for the Danish market

Binaural presentation is already possible for selected speech material and is now also available for the Danish wordlists 'Dantale'.

How to activate binaural presentation

| | |
|---|--|
| <p>Press 'Tests' and select 'Speech'</p> |  |
| <p>Press '1 Speech 2' and select 'Wave' on channels 1 and 2</p> |  |



Compatible software

The AD528 firmware version is 1.6. It is compatible with

- Diagnostic Suite 2.9 and 2.10
- Noah 4.12.1
- OtoAccess® Database 2.0 and 2.1

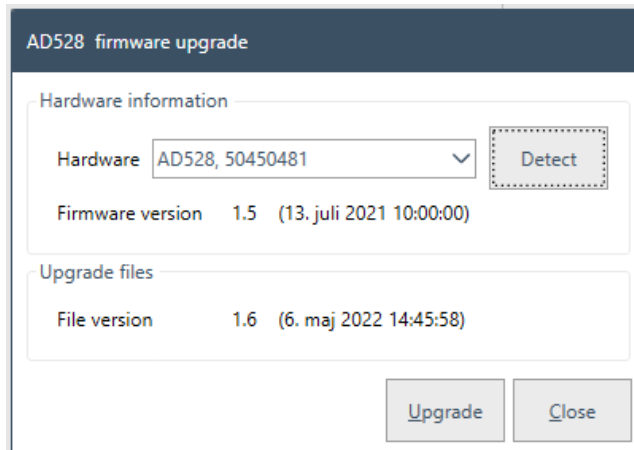
How to update

If you are experiencing communication problems between the PC and the AD528, please ensure that the USB plug is connected and is less than 3 meters in length. These communication problems are PC dependent and may occur with some USB controllers.

When Diagnostic Suite already is installed on your computer, please follow the instructions below for updating your AD528.

Without Diagnostic Suite on your computer, the correct USB driver may be lacking, and the update procedure can fail. Should that happen, Interacoustics technical support in your country will be able to help.

1. Connect the AD528 to a PC with a USB cable
2. Turn on AD528
3. On PC
 - a. Go to Interacoustics extranet on www.interacoustics.com/downloads/ad528/ad852-product-updates and double-click 'Firmware 1.6' to download
 - b. In the downloaded folder, double-click the file 'FirmwareUpgradeAD528_FW1.6.exe'
 - c. Press 'Detect' and check that the software has detected your AD528



- d. Press 'Upgrade' and allow the device to reboot. When completed, a pop-up on the PC will state: 'Firmware upgrade successfully'



- e. Press 'OK'. You can now disconnect AD528 from the computer, if you wish to use it as a stand-alone instrument
4. On AD528
- a. Always restart the instrument after an update before using it
 - b. Press SHIFT+Setup to check that the new firmware has been installed on the instrument

Overview of improvements

| Description | INC |
|--|------------------------|
| AD528 FW 1.5 - Manual mode: If level or frequency is changed while manually presenting a pure tone or warble tone by pressing Tone Switch, the output sound will stop. | INC-61331 INC-61587 |
| Binaural speech with Dantale material on AD528 | INC-57361 |
| AD528 1.5 - DS 2.10 - Sync mode abnormal phenomenon does not completely clear results | INC-61017 |
| AD528 PTA calculation is off compared to other devices and DS | INC-60013 |
| AD528 1.5 - QuickSIN name in Japanese is incorrect because it has question marks | INC-61018 |
| Move BC symbol back on top of AC for better display of the audiogram | |